

What Did You Learn About Maple Seeds?



After reading, *Next Time You See a Maple Seed*, record some of your new learnings below.

Exploring Maple Seeds Journal

Draw a picture of yourself exploring maple seeds.

Name: _____

How Do They Fly?

1. Throw a handful of maple seeds into the air. Watch them fall to the ground. How would you describe their motion?

2. Drop one seed and count how many seconds it takes to fall to the ground. Try it several more times and record the times below.


1st drop _____

2nd drop _____

3rd drop _____

Were the times all the same, or were they different? Why do you think it happened that way?

3. Find two seeds. Remove the wing from one and keep the wing on the other. Drop them from the same height at the same time and compare they way they fall. Draw or write your observations.




4. Which one hit the ground first, the one with the wing or the one without?

5. Which one landed the farthest from you, the one with the wing or the one without?

What's Inside?

Gently open up the hard, round end of the maple seed. Use a hand lens to get a closer look. Draw and label what you find inside.




Maple Seed Names

Maple seeds are known by many different names, like helicopters and whirligigs. In fact, "maple seed" is not even its real name! You'll find out later what it is.

Imagine you were the first person to see a maple seed and you had to give it a name. What name would you give it? Think about the way it looks and moves. Then list your ideas.

Maple Seed Observations

Use a hand lens to closely observe a maple seed.
Draw and label any parts you know.



What words would you use to describe the maple seed?

What Do You Wonder About Maple Seeds?

List some questions you have about maple seeds.
